

Lens : optional



FULL-FEATURED 24-HOUR SURVEILLANCE, SUPERB COST PERFORMANCE.

The new WV-CP250 Series from Panasonic combines full-featured 24-hour surveillance with hard-to-beat economy.

The WV-CP250 Series features Day/Night operation that automatically switches the camera from full colour operation to the black-and-white mode when illumination levels drop, which makes the unit ideal for 24-hour surveillance applications. Additional performance features include a horizontal resolution of 480 lines in colour and 570 lines in black-and-white; 50dB signal to noise ratio; an F1.4 lens (optional) perfect for low light applications; minimum illumination of only 1.0 lux in colour, and 0.15 lux in black-and-white; Back Light Compensation (BLC), Aperture Correction, Automatic Gain Control (AGC), and Automatic Tracing White Balance (ATW).

The WV-CP250 Series is the high-performance, cost-efficient choice for a wide range of CCVE applications.

KEY FEATURES

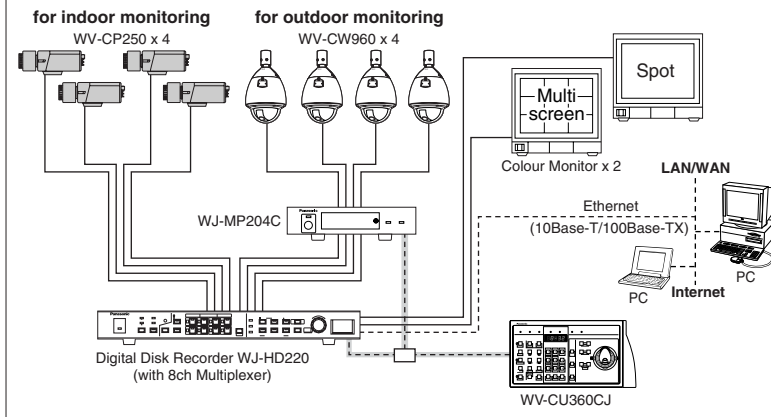
- 1/3-type CCD colour image sensor.
- Day/Night operation switches from selected colour mode to B/W mode, automatically or manually.
- Super sensitivity of 1.0 lux in colour mode, and 0.15 lux in B/W mode at F1.4 lens (optional).
- 480-line resolution in colour mode, and 570-line in B/W mode.
- Signal to noise ratio of 50dB.
- Electronic shutter from 1/50 to 1/15,000 sec.
- Built-in Back Light Compensation (BLC) mode selector.
- Digital signal processing LSI's for high quality pictures.
- Automatic Gain Control (AGC) and Automatic Tracing White Balance (ATW).
- Highlight detail aperture correction.
- Internal or Line-lock synchronization modes.
- Multiplexed Vertical Drive (VD2) sync capability with Panasonic system products.
- Accepts CS mount lens (lens optional).

WIDE VARIETY OF OPTIONAL LENSES

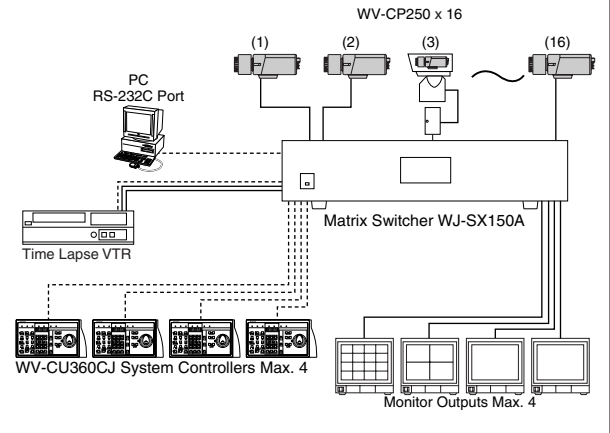
<p>Auto Iris Lenses WV-LA2R8C3B WV-LA4R5C3B WV-LA9C3B</p> 	<p>Zoom Lenses WV-LZ61/15 (x15)</p> 	<p>Variable Focal Lenses WV-LZA61/2S WV-LZ62/8S</p> 
--	---	---

SYSTEM EXAMPLES

1 with Panasonic Digital Disk Recorder; WJ-HD220



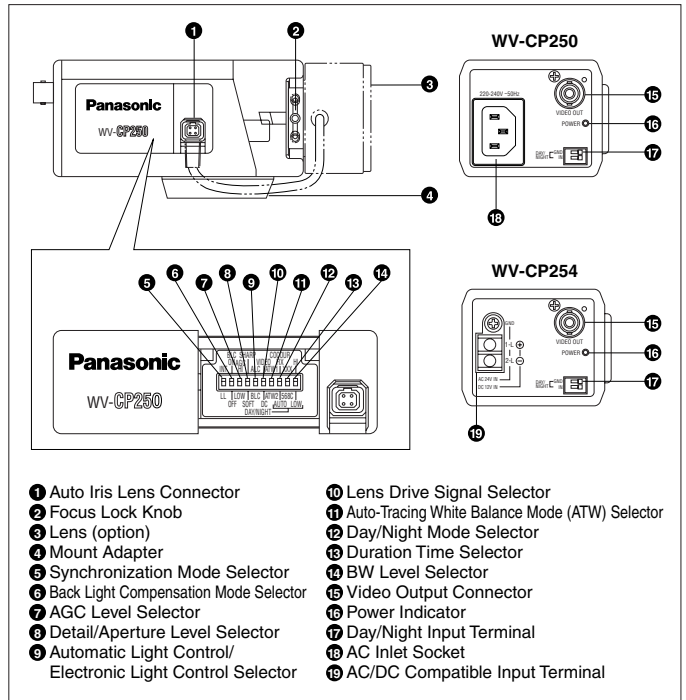
2 with Panasonic Matrix System150



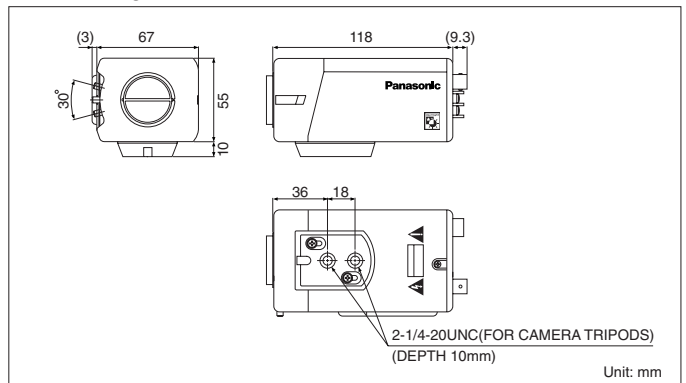
SPECIFICATIONS PAL CCIR

Model No.	WV-CP250	WV-CP254
Pick-up Device	752 (H) x 582 (V) pixels, interline transfer CCD	
Scanning Area	5.59 (H) x 4.68 (V) mm (equivalent to scanning area of 1/3" pick-up tube)	
Synchronization	Internal, Line-locked or Multiplexed Vertical Drive (VD2), selectable	
Scanning System	2 : 1 interface	
Scanning	625 lines / 50 fields / 25 frames	
	Horizontal	15.625 kHz
Vertical	50 Hz	
Horizontal Resolution	480 lines at colour mode, 570 lines at B/W mode	
Video Output	1.0V[p-p] PAL composite 75Ω/BNC connector	
Signal-to-Noise Ratio	50dB (min) (at AGC Off, weight On)	
Electronic Light Control	equivalent to continuous variable shutter speed between 1/50s and 1/15,000s	
Minimum Illumination	1.0 lux at colour mode, 0.15 lux at B/W mode with F1.4 lens	
Aperture	SHARP or SOFT, selectable	
Day/Night	selectable COLOUR FIX (→ external terminal active) or AUTO	
Lens Mount	CS-mount	
Ambient Operating Temperature	-10 °C - +50 °C	
Ambient Operating Humidity	less than 90%	
Power Source And Power Consumption	220V-240V AC 50Hz, 3.9W	12V DC 300mA
		24V AC 50Hz, 3.3W
Dimensions (without lens)	70(W) x 55(H) x 118(D) mm	
Weights (without lens)	460 g	450 g

MAJOR OPERATING CONTROLS



APPEARANCE



Important

– Safety Precaution: carefully read the operating instructions and installation manual before using this product.

- All TV pictures are simulated.
- Weights and dimensions are approximate.
- Specifications are subject to change without notice.
- These products may be subject to export control regulations.

DISTRIBUTED BY:

Panasonic®

<http://panasonic.net/security/>

Printed in Japan (2N-722B)